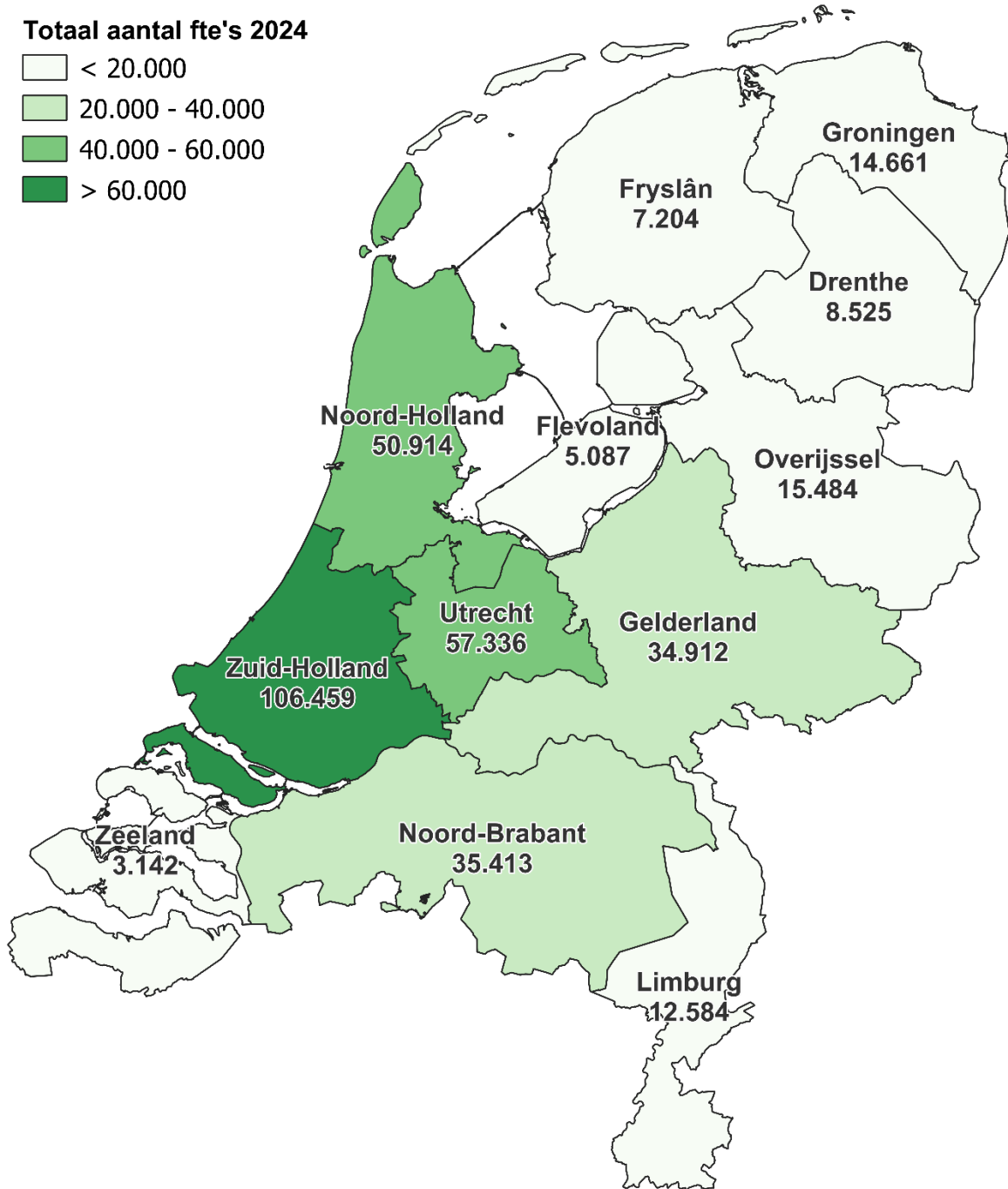


Kaart 1: Rijkswerkgelegenheid per 1 januari 2024 naar provincie in fte.

Totaal aantal fte's 2024

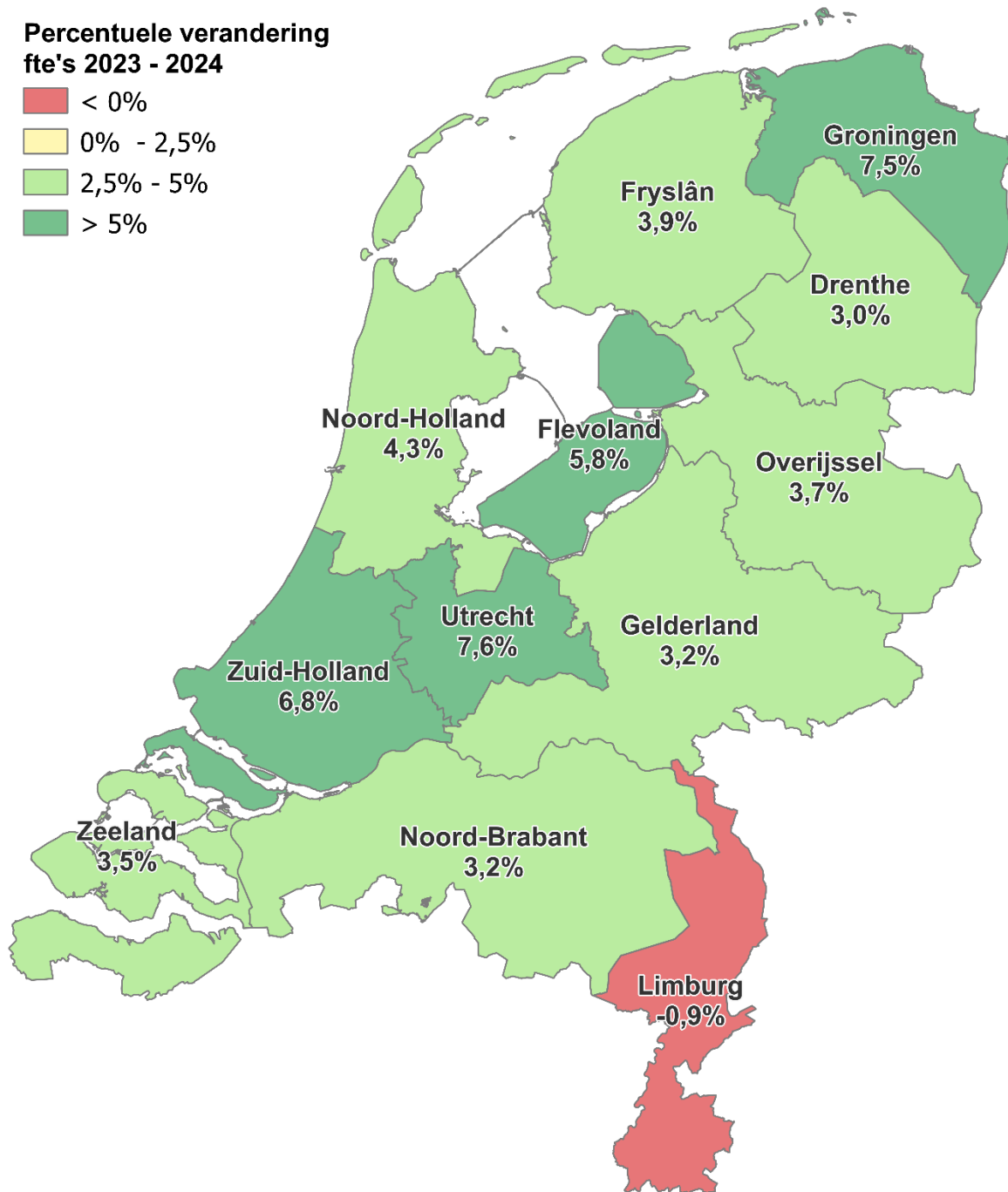
- < 20.000
- 20.000 - 40.000
- 40.000 - 60.000
- > 60.000



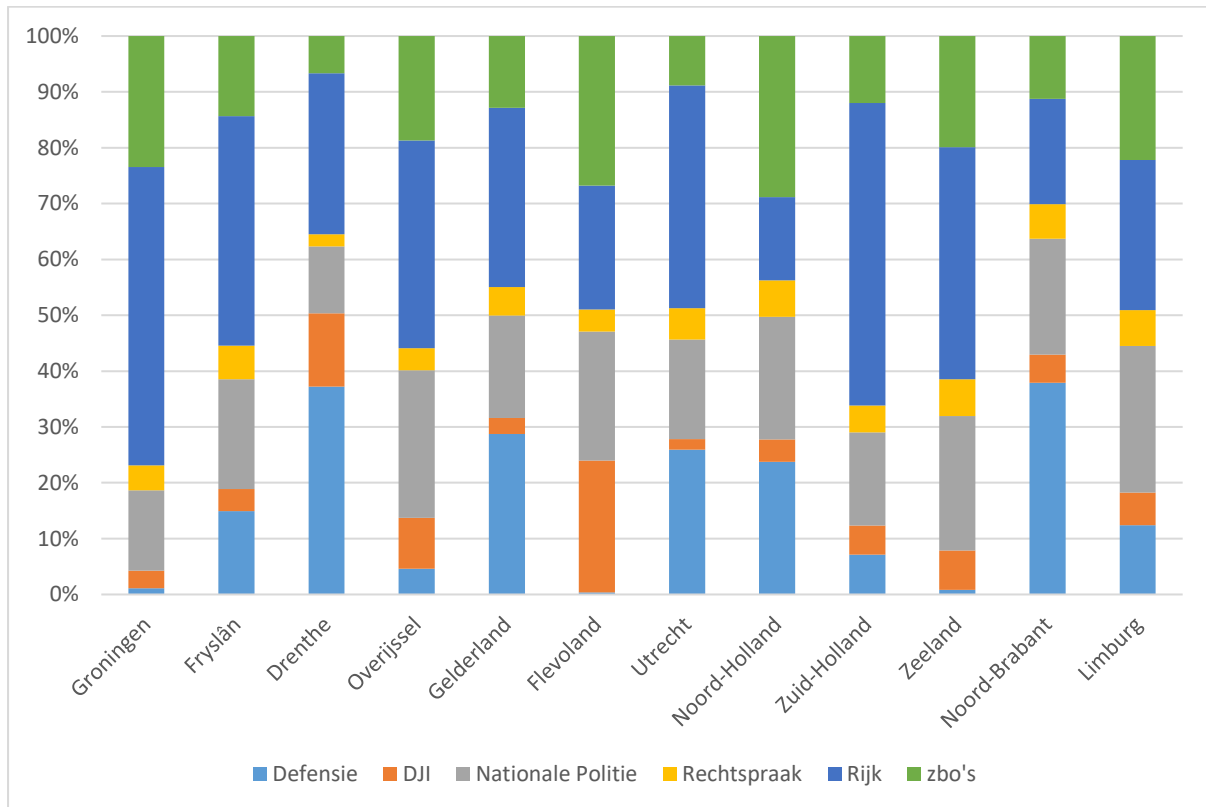
Kaart 2: Ontwikkeling rijkswerkgelegenheid per 1 januari 2024 ten opzichte van 1 januari 2023 naar provincie in percentage.

**Percentuele verandering
fte's 2023 - 2024**

- < 0%
- 0% - 2,5%
- 2,5% - 5%
- > 5%



Tabel 1: Uitsplitsing rijkswerkgelegenheid per 1 januari 2024 naar provincie.



Tabel 2: Ontwikkeling per 1 januari 2024 ten opzichte van 1 januari 2023 naar provincie in fte en in percentage.

| Provincie | 2023 | 2024 | Verandering in fte | Verandering in percentage |
|-------------------|----------------|----------------|--------------------|---------------------------|
| Groningen | 13.637 | 14.661 | 1.024 | 7,5% |
| Fryslân | 6.932 | 7.204 | 271 | 3,9% |
| Drenthe | 8.277 | 8.525 | 248 | 3,0% |
| Overijssel | 14.935 | 15.484 | 549 | 3,7% |
| Gelderland | 33.834 | 34.912 | 1.078 | 3,2% |
| Flevoland | 4.807 | 5.087 | 280 | 5,8% |
| Utrecht | 53.303 | 57.336 | 4.033 | 7,6% |
| Noord-Holland | 48.800 | 50.914 | 2.115 | 4,3% |
| Zuid-Holland | 99.672 | 106.459 | 6.788 | 6,8% |
| Zeeland | 3.035 | 3.142 | 107 | 3,5% |
| Noord-Brabant | 34.313 | 35.413 | 1.100 | 3,2% |
| Limburg | 12.692 | 12.584 | -108 | -0,9% |
| Niet toe te delen | 2.032 | 2.075 | 43 | 2,1% |
| Totaal | 336.270 | 353.797 | 17.527 | 5,2% |

Tabel 3: Voorziene ontwikkeling rijkswerkgelegenheid 2024-2028 naar provincie in fte en in percentage ten opzichte van 1 januari 2024.

| Provincie | 2024 | 2025 | 2026 | 2027 | 2028 | Ontwikkeling 2024 - 2028 in percentage |
|-------------------|----------------|----------------|----------------|----------------|----------------|--|
| Groningen | 14.661 | 14.651 | 14.300 | 14.010 | 13.852 | -5,5% |
| Fryslân | 7.204 | 7.258 | 7.288 | 7.302 | 7.315 | 1,5% |
| Drenthe | 8.525 | 8.631 | 8.701 | 8.739 | 8.795 | 3,2% |
| Overijssel | 15.484 | 15.333 | 15.409 | 15.459 | 15.529 | 0,3% |
| Gelderland | 34.912 | 34.822 | 34.947 | 35.059 | 35.155 | 0,7% |
| Flevoland | 5.087 | 5.057 | 4.814 | 4.889 | 4.917 | -3,3% |
| Utrecht | 57.336 | 57.298 | 57.126 | 57.305 | 57.497 | 0,3% |
| Noord-Holland | 50.915 | 51.446 | 51.575 | 51.690 | 51.846 | 1,8% |
| Zuid-Holland | 106.459 | 106.042 | 106.098 | 106.036 | 106.020 | -0,4% |
| Zeeland | 3.142 | 3.095 | 3.088 | 3.081 | 3.076 | -2,1% |
| Noord-Brabant | 35.413 | 35.550 | 35.777 | 35.934 | 36.084 | 1,9% |
| Limburg | 12.584 | 12.592 | 12.670 | 12.700 | 12.734 | 1,2% |
| Niet toe te delen | 2.075 | 2.076 | 2.083 | 2.089 | 2.094 | 0,9% |
| Totaal | 353.797 | 353.851 | 353.876 | 354.294 | 354.912 | 0,3% |

Tabel 4: Rijkswerkgelegenheid naar provincie en sector in fte voor 2024 en prognose voor 2028.

| | | |
|-------------------|---------------|---------------|
| Groningen | 2024 | 2028 |
| Defensie | 164 | 172 |
| DJI | 466 | 478 |
| Nationale Politie | 2.104 | 2.104 |
| Rechtspraak | 660 | 660 |
| Rijk | 7.831 | 6.977 |
| zbo's | 3.436 | 3.460 |
| | 14.661 | 13.852 |
| Fryslân | 2024 | 2028 |
| Defensie | 1.073 | 1.126 |
| DJI | 288 | 317 |
| Nationale Politie | 1.416 | 1.416 |
| Rechtspraak | 434 | 434 |
| Rijk | 2.958 | 2.963 |
| zbo's | 1.035 | 1.059 |
| | 7.204 | 7.315 |
| Drenthe | 2024 | 2028 |
| Defensie | 3.174 | 3.329 |
| DJI | 1.117 | 1.345 |
| Nationale Politie | 1.024 | 1.024 |
| Rechtspraak | 185 | 185 |
| Rijk | 2.457 | 2.352 |
| zbo's | 568 | 561 |
| | 8.525 | 8.795 |

| Overijssel | 2024 | 2028 |
|--------------------------|---------------|---------------|
| Defensie | 712 | 746 |
| DJI | 1.417 | 1.492 |
| Nationale Politie | 4.083 | 4.083 |
| Rechtspraak | 616 | 616 |
| Rijk | 5.761 | 5.563 |
| zbo's | 2.895 | 3.028 |
| | 15.484 | 15.529 |

| Gelderland | 2024 | 2028 |
|--------------------------|---------------|---------------|
| Defensie | 10.026 | 10.515 |
| DJI | 1.000 | 1.033 |
| Nationale Politie | 6.403 | 6.403 |
| Rechtspraak | 1.797 | 1.797 |
| Rijk | 11.193 | 11.113 |
| zbo's | 4.494 | 4.295 |
| | 34.912 | 35.155 |

| Flevoland | 2024 | 2028 |
|--------------------------|--------------|--------------|
| Defensie | 18 | 19 |
| DJI | 1.202 | 1.325 |
| Nationale Politie | 1.175 | 1.175 |
| Rechtspraak | 202 | 202 |
| Rijk | 1.129 | 841 |
| zbo's | 1.361 | 1.355 |
| | 5.087 | 4.917 |

| Utrecht | 2024 | 2028 |
|--------------------------|---------------|---------------|
| Defensie | 14.878 | 15.604 |
| DJI | 1.089 | 1.207 |
| Nationale Politie | 10.201 | 10.201 |
| Rechtspraak | 3.215 | 3.215 |
| Rijk | 22.892 | 22.162 |
| zbo's | 5.061 | 5.107 |
| | 57.336 | 57.497 |

| Noord-Holland | 2024 | 2028 |
|--------------------------|---------------|---------------|
| Defensie | 12.103 | 12.693 |
| DJI | 2.041 | 2.201 |
| Nationale Politie | 11.171 | 11.171 |
| Rechtspraak | 3.316 | 3.316 |
| Rijk | 7.583 | 7.411 |
| zbo's | 14.700 | 15.054 |
| | 50.915 | 51.846 |

| Zuid-Holland | 2024 | 2028 |
|--------------------------|----------------|----------------|
| Defensie | 7.562 | 7.931 |
| DJI | 5.572 | 5.753 |
| Nationale Politie | 17.758 | 17.758 |
| Rechtspraak | 5.129 | 5.129 |
| Rijk | 57.673 | 56.484 |
| zbo's | 12.764 | 12.965 |
| | 106.459 | 106.020 |

| Zeeland | 2024 | 2028 |
|--------------------------|--------------|--------------|
| Defensie | 26 | 27 |
| DJI | 222 | 239 |
| Nationale Politie | 755 | 755 |
| Rechtspraak | 207 | 207 |
| Rijk | 1.306 | 1.223 |
| zbo's | 626 | 624 |
| | 3.142 | 3.076 |

| Noord-Brabant | 2024 | 2028 |
|--------------------------|---------------|---------------|
| Defensie | 13.416 | 14.071 |
| DJI | 1.801 | 1.961 |
| Nationale Politie | 7.348 | 7.348 |
| Rechtspraak | 2.182 | 2.180 |
| Rijk | 6.678 | 6.502 |
| zbo's | 3.987 | 4.023 |
| | 35.413 | 36.084 |

| Limburg | 2024 | 2028 |
|--------------------------|---------------|---------------|
| Defensie | 1.562 | 1.638 |
| DJI | 735 | 833 |
| Nationale Politie | 3.304 | 3.304 |
| Rechtspraak | 809 | 809 |
| Rijk | 3.383 | 3.357 |
| zbo's | 2.791 | 2.792 |
| | 12.584 | 12.734 |